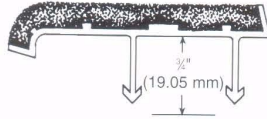


## FRESH CONCRETE

### SURE-HOLD ANCHOR

Sure-Hold anchors run full length of tread for positive anchorage and quick installation. Since Sure-Hold anchors are concealed, no bolt holes appear on the tread surface.

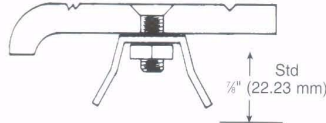
Available only on types WP-2C, WP-3C, WP-4C, WP-2J, WP-3J, WP-4J, WP-3SP, 121-BF, 231-BF, 241-BF, 232, 242, 238, 431, 630A.



### WING TYPE ANCHOR

Steel wing anchors, bolts, and nuts are furnished for field attachment into factory-drilled and ctsk. holes, prior to tread installation. Standard spacing is 3" (76.2 mm)

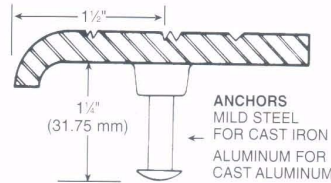
from ends on approx. 12" (304.8 mm) centers. In single, staggered or double row, according to tread width. Can be furnished on most types if specified. 3/4" length – FHMS. Wing metal, standard mild steel. Stainless steel upon request. Tapcon screws also available for cast nosings and treads



### CONCEALED INTEGRAL ANCHOR

This concealed type anchor is furnished standard on cast types 150 and 250.

Anchor spacing on approx. 10" (254 mm) centers. Can be furnished on types 101, 101-SP, 116, 102, 103, 104, 105A, 100 but MUST BE SPECIFIED.



## EXISTING CONSTRUCTION



WOOD OR MACHINE SCREWS



SILVER TAPCON SCREWS

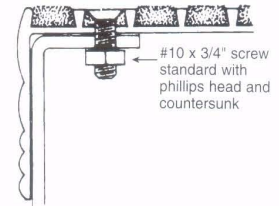


SCREW & SHIELDS

Treads being superimposed on existing stairs can be furnished pre-drilled and ctsk. for wood, machine or Tapcon screws. Standard spacing is 3" (76.2 mm) in from each end, approx. 12" (304.8 mm) centers, in single, staggered, or double row, according to tread width. Will furnish #10 screws.

### BOLTED TO STEEL PAN RETURN

Nut and Bolt anchorage can be provided for new steel pan stairs. Pan return must be 1" (25.4 mm) minimum. Specify pan return depth for drilling purposes. Can be furnished on types WP-2, WP-3, 122, 132, 138, 142, 133, 162, 101-SP, 102, 103, but MUST BE SPECIFIED. Standard hole spacing is 3" (76.2 mm) from ends on approx. 12" (304.8 mm) centers.



## ALSO AVAILABLE: PROTECTIVE TAPE

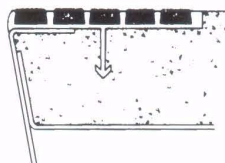
Nosings for NEW construction can be furnished with a protective tape cover. This tape should be removed after the stairs are installed. Keeps treads free of dirt during construction.

Tape coverings entail a small additional charge per lineal foot.

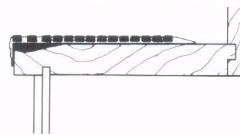
Tape should not be left on treads over 45 days.

**MUST BE SPECIFIED; Consult Factory**

## INSTALLATION DETAILS

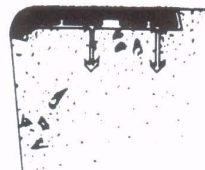


TYPE 231 BF  
Sure-Hold anchor in sloped riser steel pan step.

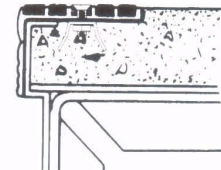


Type 500 Stairmaster® superimposed on wood step (wood screws available). If steps are other than wood, use screws with expansion shield or nut and bolt or Tapcon screws and an application of construction adhesive.

## TYPICAL INSTALLATION DETAILS FOR WOOSTER SAFETY TREADS



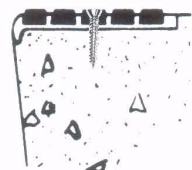
Type WP3C with integral Sure-Hold anchor in new concrete stair.



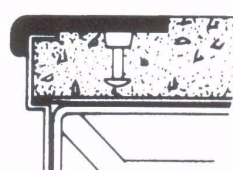
Type 133 Supergrit® with wing anchors in cement filled steel pan.



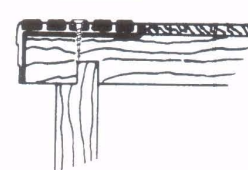
Type 101 with wing type anchors in poured concrete stair.



Type 131 with Tapcon screws in new concrete stair.



Type 101SP with concealed integral anchor in steel pan stair.



Type 142 Supergrit® attached to wood tread and backed with tile, carpet, or other material.